



District Report Card: 2017


State: West Bengal	District: Bankura
Class: 3	Subject: Mathematics
Schools: 61	Students: 1050


Participation/Coverage


Students

<div>GENDER</div> <div></div>	Boys		Girls	
	Number	%	Number	%
	529	50.38	521	49.62

<div>AREA</div> <div></div>	Rural		Urban	
	Number	%	Number	%
	962	91.62	88	8.38

<div>CATEGORY</div> <div></div>	SC		ST		OBC		GEN	
	Number	%	Number	%	Number	%	Number	%
	440	41.90	50	4.76	161	15.33	399	38.00

<div>CWSN</div> <div></div>	LD	VI	HI	S&LD	ID	Oth
	2	0	0	1	1	26

<div>Management</div> <div></div>	Government		Government-aided	
	Number	%	Number	%
	622	59.24	428	40.76

Average Performance of Students in Mathematics (%)

Overall	Gender		Area		Management		Social Group			
	Male	Female	Rural	Urban	Govt.	Aided	SC	ST	OBC	GEN
66.76	68.81	64.68	66.92	65.08	65.25	68.96	61.59	59.73	69.28	72.33

Performance on Learning Outcomes (LOs)

Learning Outcomes	Description	Average Performance(%)
M301	Reads and writes numbers up to 999 using place value	64.64
M302	Compares numbers up to 999 based on their place values	77.24
M303	Solves simple daily life problems using addition and subtraction of three digit numbers with and without regrouping	60.32
M304	Constructs and uses the multiplication facts (up till 10) in daily life situations	71.71
M305	Analyses and applies an appropriate number operation in the situation/ context	60.67
M306	Explains the meaning of division facts by equal grouping/sharing and finds it by repeated subtraction	65.05
M309	Identifies and makes 2D-shapes by paper folding, paper cutting on the dot grid, using straight lines etc.	80.37
M311	Fills a given region leaving no gaps using a tile of a given shape	36.50
M312	Estimates and measures length and distance using standard units like centimeters or meters & identifies relationships	52.48
M317	Reads the time correctly to the hour using a clock/watch	78.48
M318	Extends patterns in simple shapes and numbers	57.24
M319	Records data using tally marks, represents pictorially and draws conclusions	81.62

Range of Performance of Students who Answered Correctly							
Below 30%		30% - 50%		50% - 75%		Above 75%	
Number	%	Number	%	Number	%	Number	%
116	11.05	159	15.14	321	30.57	454	43.24

Lowest Performing Learning Outcomes (LOs)

- 1 - Fills a given region leaving no gaps using a tile of a given shape (36.50)
- 2 - Estimates and measures length and distance using standard units like centimeters or meters & identifies relationships (52.48)
- 3 - Extends patterns in simple shapes and numbers (57.24)
- 4 - Solves simple daily life problems using addition and subtraction of three digit numbers with and without regrouping (60.32)
- 5 - Analyses and applies an appropriate number operation in the situation/ context (60.67)